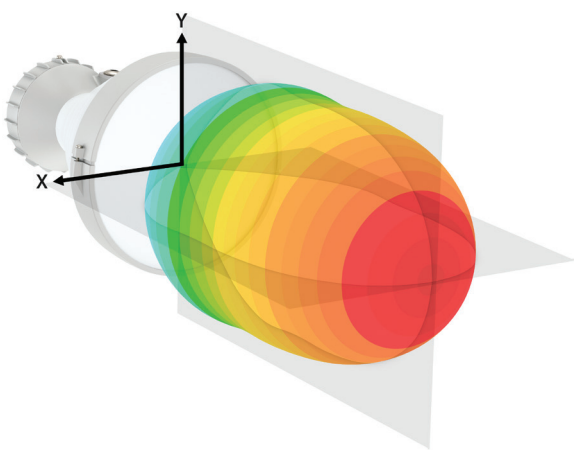


# THE NEXT GENERATION SECTOR ANTENNA



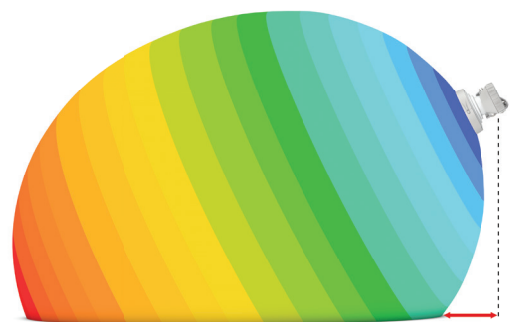
Symmetrical Sectors are scalar horn antennas with symmetrical beam radiation pattern and industry changing TwistPort™ connector. Symmetrical Sectors offer perfect blend of features that solve the major weak points of current mainstream Sector antenna technology.

## Explore the Next Generation Sector Antennas.




### UNIQUE BEAM PERFORMANCE

Symmetrical Sectors are low loss scalar horn antennas with unique beam shape and characteristics. Their beam section is circular: azimuth and elevation radiation angles are identical. The beam pattern does not vary with frequency and antenna gain is balanced over a wide frequency range. These features make them excellent for use as Sector antennas.



### COVERAGE WITHOUT NULL

Symmetrical Sectors radiate the symmetrical, circularly shaped beam of signal, very similar to a simple torchlight. Because of its unique radiation pattern, when antenna is directed towards the ground, it covers also nearby areas much easier than mainstream sector antennas.



**TWISTPORT™ CONNECTOR**

Symmetrical Sectors feature industry changing TwistPort™ Connector, our patent pending quick-locking waveguide port. TwistPort™ is virtually lossless: there are no coaxial RF connectors or RF cables, that cause significant signal loss. Connection and disconnection is brilliantly simple “twist and snap” and can be done with one hand.




**CO-LOCATION WONDER**

Symmetrical Horn antennas have naturally attenuated side lobes and extremely low back radiation. They demonstrate the industry-best Front-to-Back ratio and side lobe radiation, and are perfectly suitable for cluster sector installations with high co-location requirements.


**MADE FOR MIKROTIK™**

TwistPort™ connector allows simple and easy integration between Radios and Symmetrical sectors when planning your network. You can convert MikroTik RouterBoard™ into Twist-Port™ compatible radio using TwistPort™ Adaptors (TP-A).



**COMPACT**

Symmetrical Sector antennas only have 20-25% footprint of traditional Sector antennas. Compact size saves tower rental fees and makes them easy to install on places where mainstream Sectors would not be allowed due to their shape and size.



**Antenna Models**

Seven models of Symmetrical Sector Antennas cover radiation angles from 30° to 90°. This unique level of scalability opens new horizons in wireless networking.



**30° Sector**  
SH-TP-5-30

**40° Sector**  
SH-TP-5-40

**50° Sector**  
SH-TP-5-50

**60° Sector**  
SH-TP-5-60

**70° Sector**  
SH-TP-5-70

**80° Sector**  
SH-TP-5-80

**80° Sector**  
SH-TP-5-90